




СТАТИСТИЧКИ ГОДИШНИК НА РЕПУБЛИКА МАКЕДОНИЈА 2015

ДОБРЕДОЈДОВТЕ



Излез
Exit



Помош
Help



WELCOME

STATISTICAL YEARBOOK
OF THE REPUBLIC OF MACEDONIA
2015

T-03.02.7.1: Специфични стапки на фертилитет

T-03.02.7.1: Fertility rates by age group

	2010	2011	2012	2013	2014	
ВКУПНО	46.0	43.3	44.9	44.2	45.3	TOTAL
Возраст на мајката						Age of mother
15-19 години	19.6	18.1	19.0	17.1	17.9	15-19 years
15	3.9	5.1	4.9	4.7	5.2	15
16	10.7	9.7	9.9	10.4	11.8	16
17	17.7	13.9	16.0	15.4	15.7	17
18	25.5	23.9	23.7	21.4	21.3	18
19	38.2	35.7	38.0	30.9	32.9	19
20-24	76.4	71.3	72.1	67.1	66.4	20-24
20	53.6	47.6	49.6	47.3	43.3	20
21	67.3	61.1	59.7	53.2	55.8	21
22	76.5	71.9	68.6	64.7	65.2	22
23	85.5	81.0	85.5	80.3	75.5	23
24	97.7	93.7	95.8	89.0	90.8	24
25-29	108.8	99.9	103.0	102.3	104.9	25-29
25	104.1	100.4	102.9	96.9	100.2	25
26	113.4	97.2	102.6	101.6	103.1	26
27	114.9	105.3	104.0	103.4	106.1	27
28	107.1	98.0	106.0	108.3	107.4	28
29	104.4	98.8	99.6	101.1	107.7	29
30-34	75.2	72.1	76.5	76.5	79.6	30-34
35-39	27.4	26.6	27.8	29.8	30.4	35-39
40-44	3.9	3.9	4.1	4.8	5.1	40-44
45-49	0.2	0.2	0.3	0.2	0.5	45-49

T-03.02.7.2: Тотална стапка на фертилитет

T-03.02.7.2: Total fertility rate

	2010	2011	2012	2013	2014
	1.55	1.46	1.51	1.48	1.52

T-03.02.7.3: Бруто и нето-стапки на репродукција

T-03.02.7.3: Gross and net reproduction rates

	2010	2011	2012	2013	2014	
Бруто	0.75	0.70	0.72	0.71	0.74	Gross
Нето	0.73	0.69	0.72	0.70	0.72	Net

T-03.02.7.4: Витален индекс

T-03.02.7.4: Index of vitality

	2010	2011	2012	2013	2014	
Живородени на 100 умрени	127.1	117.0	117.1	120.5	119.7	Live births per 100 deaths