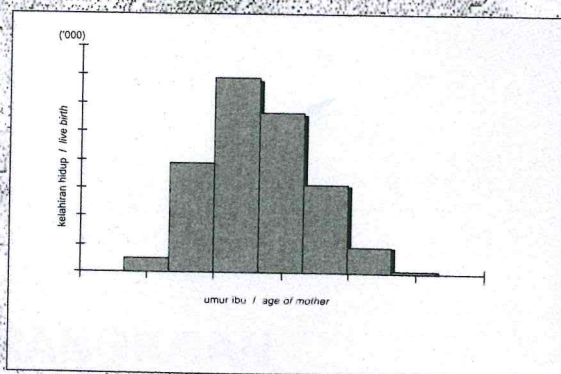
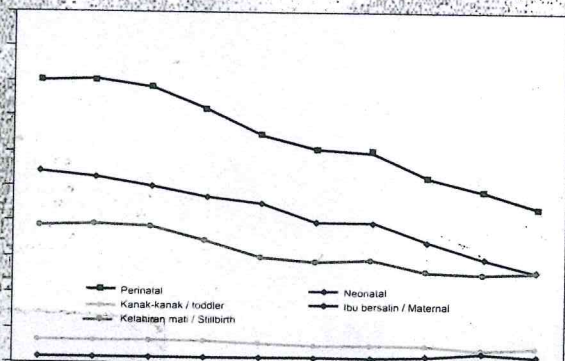
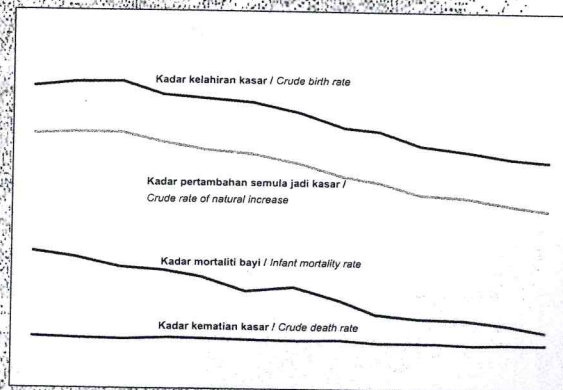
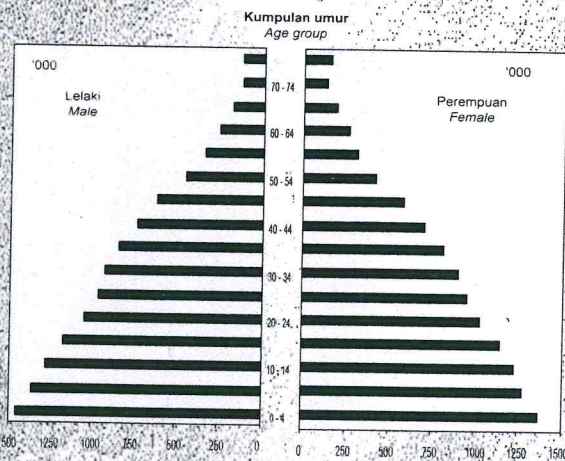





# PERANGKAAAN PENTING

## Vital Statistics

### MALAYSIA 2003



S3MAL  
2003



# PERANGKAAN PENTING

*Vital Statistics*

## MALAYSIA 2003

INSTITUT NATIONAL D'ETUDES  
DEMOGRAPHIQUES  
BIBLIOTHEQUE  
133, boulevard Davout  
75008 PARIS CEDEX 20  
Tel. 01 56 06 20 00

**JABATAN PERANGKAAN**  
*DEPARTMENT OF STATISTICS,*  
**MALAYSIA**

S2 MAI

lap 2

Jadual 3.3.9 - Kadar kesuburan jumlah dan kadar kesuburan umur tertentu mengikut kumpulan etnik,  
Semenanjung Malaysia, 1999  
Table 3.3.9 - Total fertility rate and age-specific fertility rate by ethnic group,  
Peninsular Malaysia, 1999

Kumpulan umur Age group	Jumlah <sup>1</sup> Total	Bumiputera	Cina Chinese	India Indian
<b>KADAR KESUBURAN JUMLAH ....</b> (Bagi setiap 1,000 perempuan) <b>TOTAL FERTILITY RATE</b> (Per 1,000 women)	3,118	3,744	2,114	2,561
15 - 19 .....	13	14	8	17
20 - 24 .....	101	122	50	110
25 - 29 .....	200	229	147	181
30 - 34 .....	174	197	148	135
35 - 39 .....	98	129	58	56
40 - 44 .....	34	52	11	12
45 - 49 .....	4	7	1	1

<sup>1</sup>Termasuk Lain-lain dan bukan warganegara Malaysia  
Including Others and non-Malaysian citizens

Jadual 3.3.10 - Kadar kesuburan jumlah dan kadar kesuburan umur tertentu mengikut kumpulan etnik,  
Semenanjung Malaysia, 2000  
Table 3.3.10 - Total fertility rate and age-specific fertility rate by ethnic group,  
Peninsular Malaysia, 2000

Kumpulan umur Age group	Jumlah <sup>1</sup> Total	Bumiputera	Cina Chinese	India Indian
<b>KADAR KESUBURAN JUMLAH ....</b> (Bagi setiap 1,000 perempuan) <b>TOTAL FERTILITY RATE</b> (Per 1,000 women)	<b>2,957</b>	<b>3,524</b>	<b>2,458</b>	<b>2,425</b>
15 - 19 .....	12	11	10	16
20 - 24 .....	92	107	72	100
25 - 29 .....	189	222	173	166
30 - 34 .....	164	185	156	127
35 - 39 .....	98	125	68	61
40 - 44 .....	33	49	12	13
45 - 49 .....	3	5	1	1

<sup>1</sup> termasuk Lain-lain dan bukan warganegara Malaysia  
Including Others and non-Malaysian citizens